



Pin Grid Array Sockets/Headers on 0.100 [2.54] Centers with Solder Tail Pins

FEATURES


- Aries offers a wide number of pin grid array configurations from which to choose. See Data Sheet 14034 for details.
- Low-insertion force contacts standard.
- Wirewrap pins also available. Consult Data Sheets 14035 and 14036.

SPECIFICATIONS

- PGM Series Socket Body: black UL 94V-0 Glass-filled 4/6 Nylon
- PGG Series Socket Body: FR-406 material, 0.062 [1.57] thick
- Pin Body: Brass Alloy 360 1/2-hard per UNS C36000 ASTM-B16-00
- Pin Body Plating: either 200µ [5.08µ] min. Tin per ASTM B545 Type 1 or 200µ [5.08µ] min. 93/7 Tin/Lead per ASTM B545 or 10µ [0.25µ] min. Gold per MILG-45204 over 100µ [2.54µ] min. Nickel per SAE AMS-QQ-N-290
- 6-fingered Collet Contact: Beryllium-Copper per UNS C17200 ASTM-B194-01 (not applicable to Post Style Pin)
- Contact Plating: either 100µ [2.54µ] min. Tin per ASTM B545 Type 1 or 100µ [2.54µ] min. 93/7 Tin/Lead per ASTM B545 or 10µ [0.25µ] min. Gold per MILG-45204 or 30µ [0.76µ] min. Heavy Gold plating also available
- Contact Current Rating: 3 amps
- Operating Temperature : -67°F to 221°F [-55°C to 105°C] Tin plating
: -67°F to 257°F [-55°C to 125°C] Gold plating
- Standard Contact Insertion Force: 67 grams/pin
Withdrawal Force: 30 grams/pin
Normal Force: 45 grams/pin; based on a 0.018 [0.46] diameter test lead
- Special Ultra-low Insertion Force: 22 grams/pin
Withdrawal Force: 11 grams/pin
Normal Force: 12 grams/pin; based on a 0.018 [0.46] diameter test lead
- Accepts Leads: 0.015-0.026 [0.38-0.66] in diameter, from 0.110 [2.79] long minimum

MOUNTING CONSIDERATIONS

- Suggested PCB Hole Size : Solder tail: 0.030 ±0.002 [0.76 ±0.05] diameter
: Post style: 0.028 ±0.002 [0.71 ±0.05] diameter



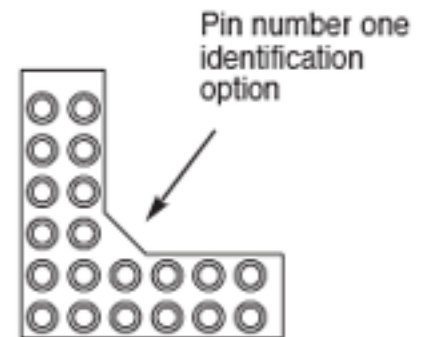
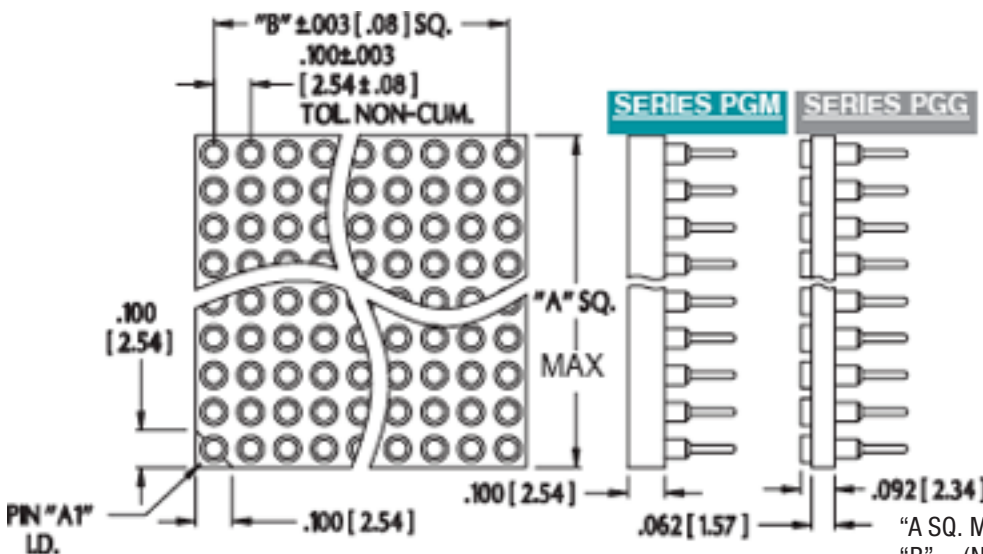
NOTE: Aries specializes in custom design and production. In addition to the standard products shown on this page, special materials, platings, sizes, and configurations can be furnished, depending on quantities. Aries reserves the right to change product specifications without notice.

Additional configuration options include a cut-out window for more efficient utilization of board space and better cooling – available with or without pin number one identification shown above.

See Data Sheet **14034** for ordering information.

ALL TOLERANCES: ±0.005 [0.13]
UNLESS OTHERWISE SPECIFIED

ALL DIMENSIONS: INCHES [MILLIMETERS]



Bristol, PA 19007-6810 USA
TEL (215) 781-9956 • FAX (215) 781-9845
WWW.ARIESELEC.COM • INFO@ARIESELEC.COM

